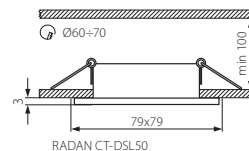
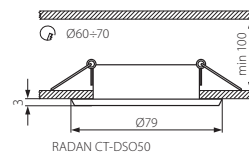




RADAN CT-DSO50



RADAN CT-DSL50



► obudowa: odlew stopu aluminium

► casing: aluminum alloy cast

Kanlux			
RADAN CT-DSO50	07362	aluminium / aluminum	54
RADAN CT-DSL50	07363	aluminium / aluminum	66

12V max 50 MR-16 Gx5,3 12 cm 0,5 IP 20 max 35 max 50 1/-/50 CE

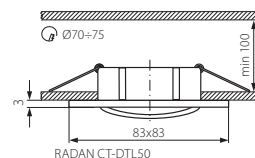
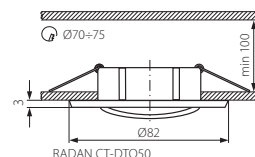
RADAN CT-DT



RADAN CT-DTO50



RADAN CT-DTL50



► obudowa: odlew stopu aluminium

► casing: aluminum alloy cast

Kanlux			
RADAN CT-DTO50	07360	aluminium / aluminum	70
RADAN CT-DTL50	07361	aluminium / aluminum	80

12V max 50 MR-16 Gx5,3 30 12 cm 0,5 IP 20 max 35 max 50 1/-/50 CE